



**EVNPECC1**

CÔNG TY CỔ PHẦN TƯ VẤN XÂY DỰNG ĐIỆN 1

12TH ASIAN ROCK MECHANICS SYMPOSIUM  
22-26 Nov. 2022, Hanoi, Vietnam

 **SINTEF**

# Su-Pan 1 HPP - Vietnam: Underground solution

Trinh Quoc Nghia  
Nguyen Huu Chinh

SINTEF AS, Norway  
PECC1, Vietnam

# Su-Pan 1 hydropower project

---

1. Project introduction
2. Challenges
3. Layout options
4. Norwegian experience
5. Stress measurement
6. Rock stress issue
7. Concluding remarks

# Su-Pan 1 HPP - Introduction

---

- Approximately 250 km, north-west of Hanoi.
- Installation capacity of 30 MW (two units).
- Maximum water head of 250 m.
- Maximum discharge of almost 17 m<sup>3</sup>/s.



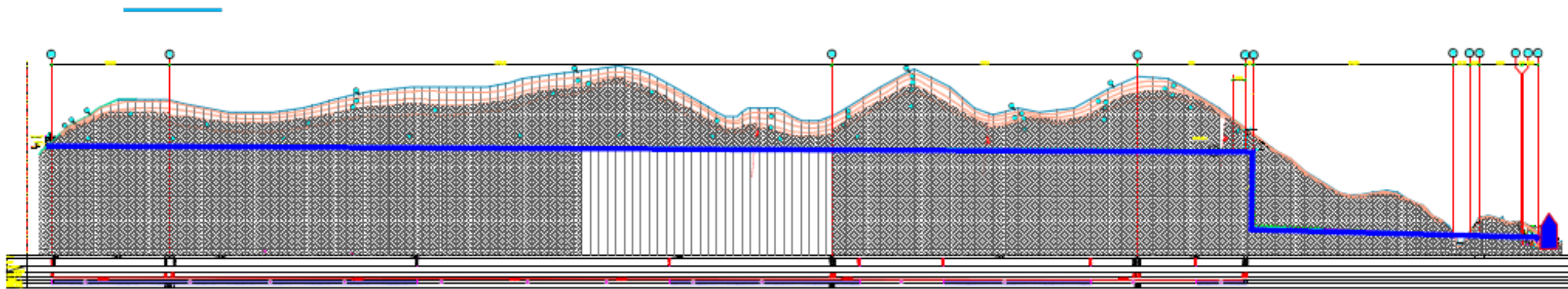
# Su-Pan 1 HPP – Challenges

---

- Located at foothill of a high mountain range with a steep slope.
- At the boundary of a nature reserved area.

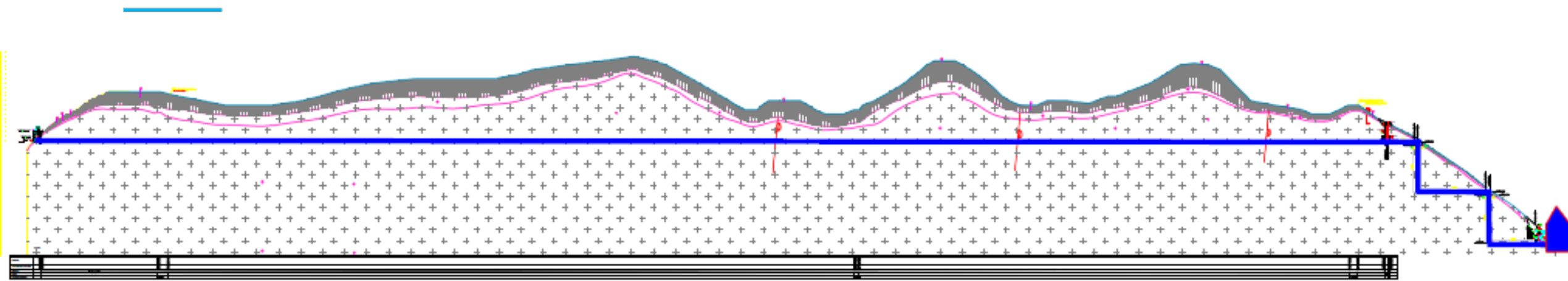


# Su-Pan 1 HPP – Layout options



- Option 1: Upper headrace tunnel – Vertical shaft – Lower pressure tunnel – Open powerhouse on the other side of the river.
- Advantages: Less surface excavation.
- Dis-advantages: High vertical shaft – not easy to get local contractor, complicated connection over the river with steel pipe.

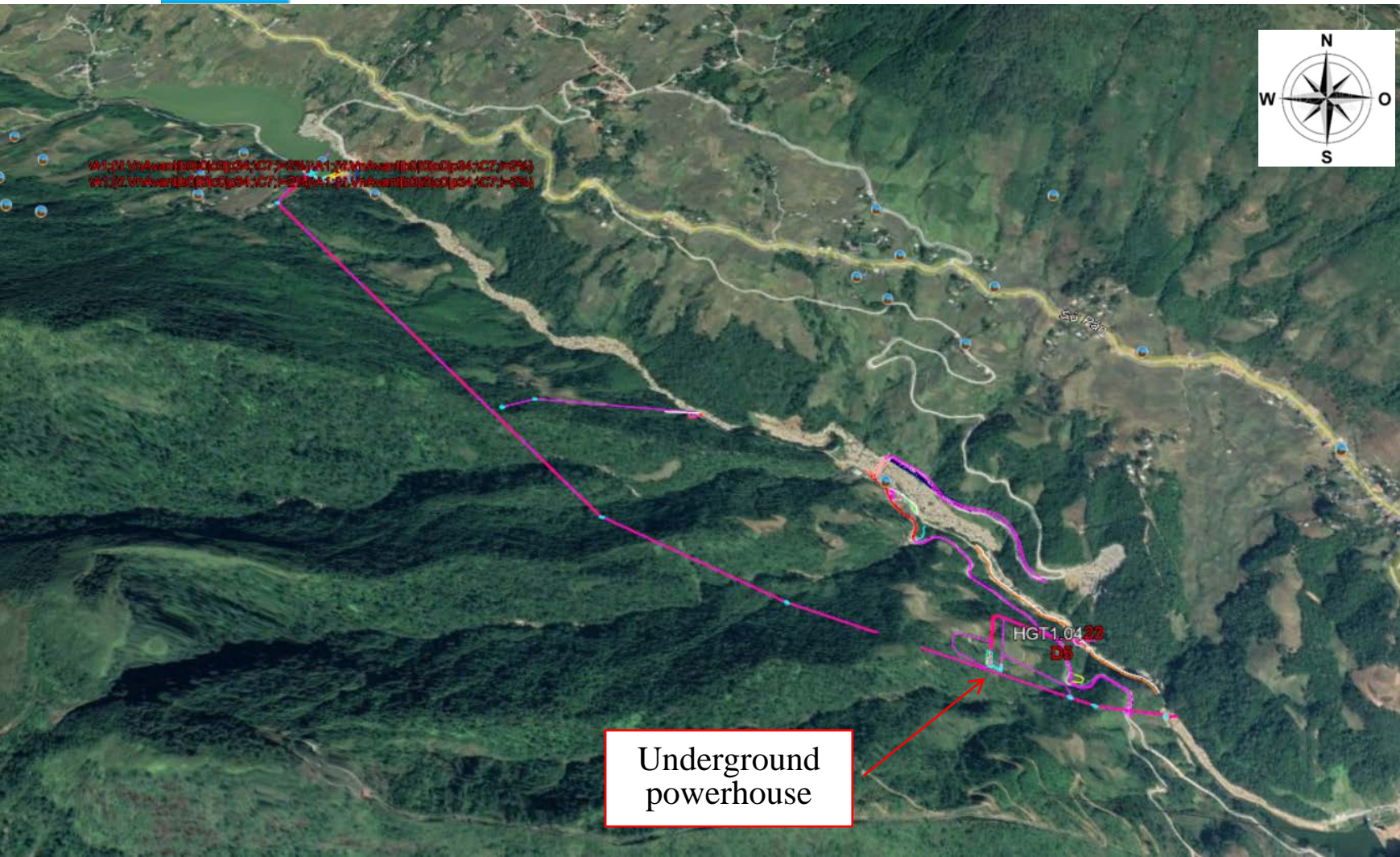
# Su-Pan 1 HPP – Layout options



- Option 2: Upper headrace tunnel – 2 vertical shaft – Lower pressure tunnel – Open powerhouse on the same side of the river.
- Advantages: Shorter vertical shaft to fit local contractor.
- Dis-advantages: More surface excavation in a natural protected area.



# Su-Pan 1 HPP – Layout options



- Option 3 following Norwegian experience in HPP development.
- What is to be aware of when using Norwegian experience?



# Su-Pan 1 HPP – Norwegian experience

---

## Hydropower industry in Norway:

- Over 1.500 power plants.
- Installed capacity around 31.000 MW.
- Annual production around 130 TWh – Providing 90% of power demand in Norway.
- Around 5.000km of tunnels have been excavated for HEP.
- Around 200 underground HEP.

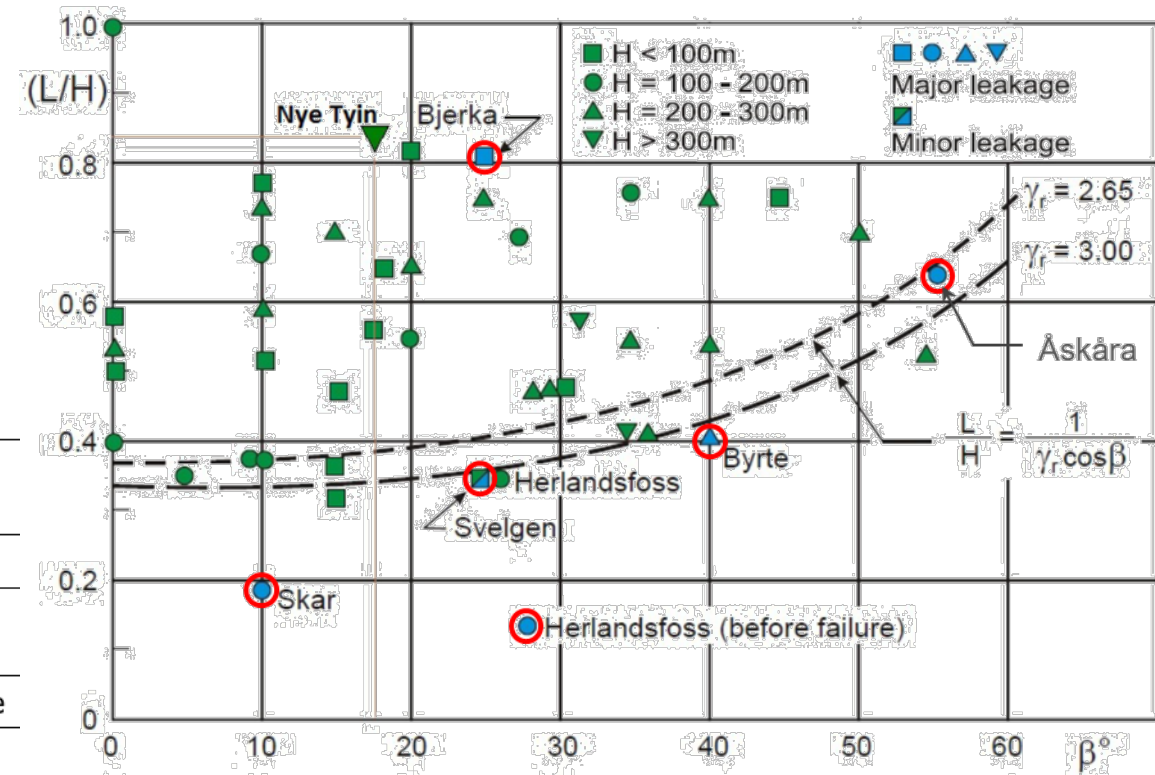


# Su-Pan 1 HPP – Norwegian experience

- Experience in Norway:

Rock stress always play an important role in HPP development.

Project	Year	Water head (m)	Rock types	Cross-section Area (m <sup>2</sup> )	Failure condition
Herlandsfoss	1919	136	Mica-schist	8.0 (Tunnel)	Partly failed
Skar	1920	129	Gneiss-granite	Tunnel	Completely failed
Svelgen	1921	152	Sandstone	4.5 (Shaft)	Minor leakage
Byrte	1968	303	Granite Gneiss	6.0 (Shaft)	Partly failed
Åskåra	1970	210	Devonian Sandstone	9.0 (Tunnel)	Partly failed
Bjerka	1971	72	Gneiss	10.0 (Tunnel)	Partly failed
Holsbru	2012	63	Dark Gneiss	18.0 (Tunnel)	Leakage



Failure of unlined pressure shafts and tunnels in Norway (Broch, 1982; Selmer-Olsen, 1985)


# Su-Pan 1 HPP – Norwegian experience

- A research project is created in Norway to study rock stress in HPP development:

<https://www.sintef.no/projectweb/norstress/>

- Future workshops and publications will be announced in the website and can be registered and downloaded.

Technology for a better society



**NoRSTRESS**

**NoRSTRESS**

Home NoRSTRESS Partners Work Packages News **Publications** Events

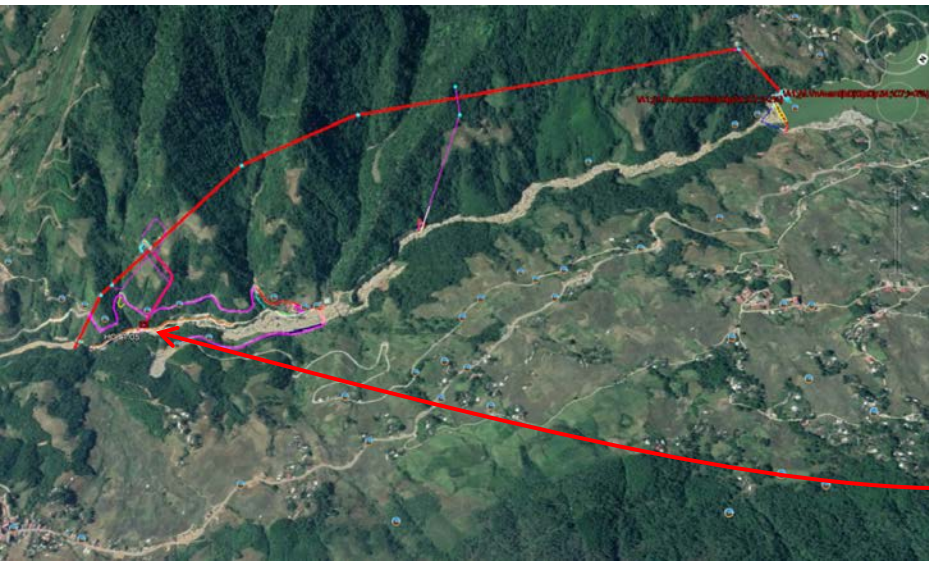
## About NoRSTRESS

Norwegian Hydro Electric Power (HEP) production has a worldwide reputation for cost efficiency, environmental sustainability and a proven design and construction concept. This especially when designing unlined/shotcretelined pressurized tunnels and the unique unlined aircushion chambers. Estimates show that over 95% of the waterway length of Norwegian HEP scheme is left unlined. An essential part of this design concept is the knowledge of in-situ rock stress. Experience through the development of HEP projects in Norway has shown that an in-situ rock stress that is not large enough to balance to the water pressure in a pressurised unlined water tunnel and/or shaft, a hydraulic jacking/fracturing situation is likely to happen. Hydraulic jacking/fracturing will lead to an opening of existing joints (in the worst case create new fractures), leading to an excessive water leakage situation. To prevent this from happening, steel lining is an option for a safe design, though a very expensive solution. The Norwegian design, however, takes advantage of the in-situ rock stress knowledge to properly locate underground infrastructure and minimise steel lining in the headrace system of a HEP, hence providing a much more cost-effective solution. *Proper knowledge of in situ rock stress is a key factor for a*

# Su-Pan 1 HPP – Stress measurement

---

- Knowing the important role of rock stress => Rock stress measurement.

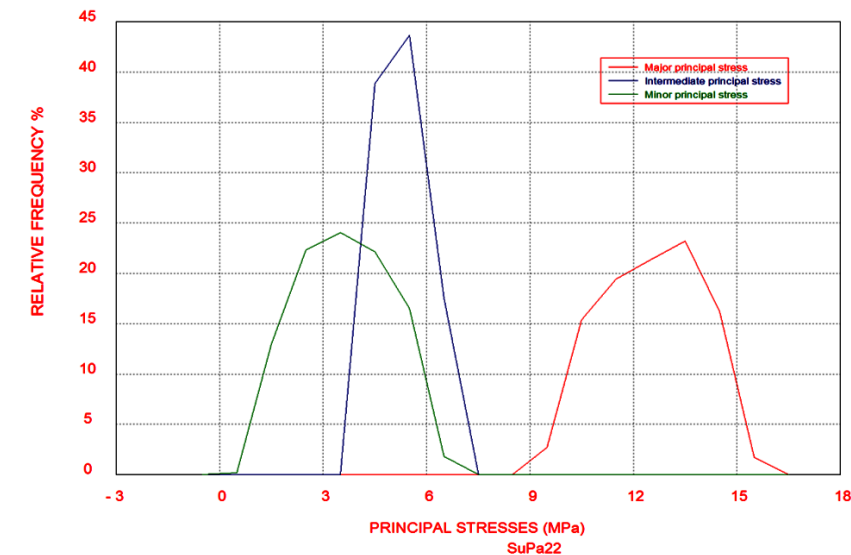
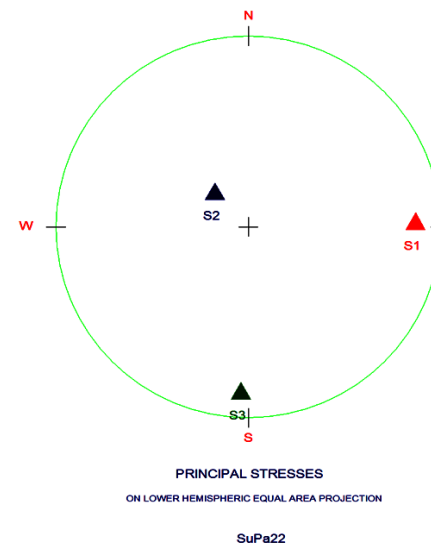


# Su-Pan 1 HPP – Stress measurement

- Measurement method: 3D overcoring.



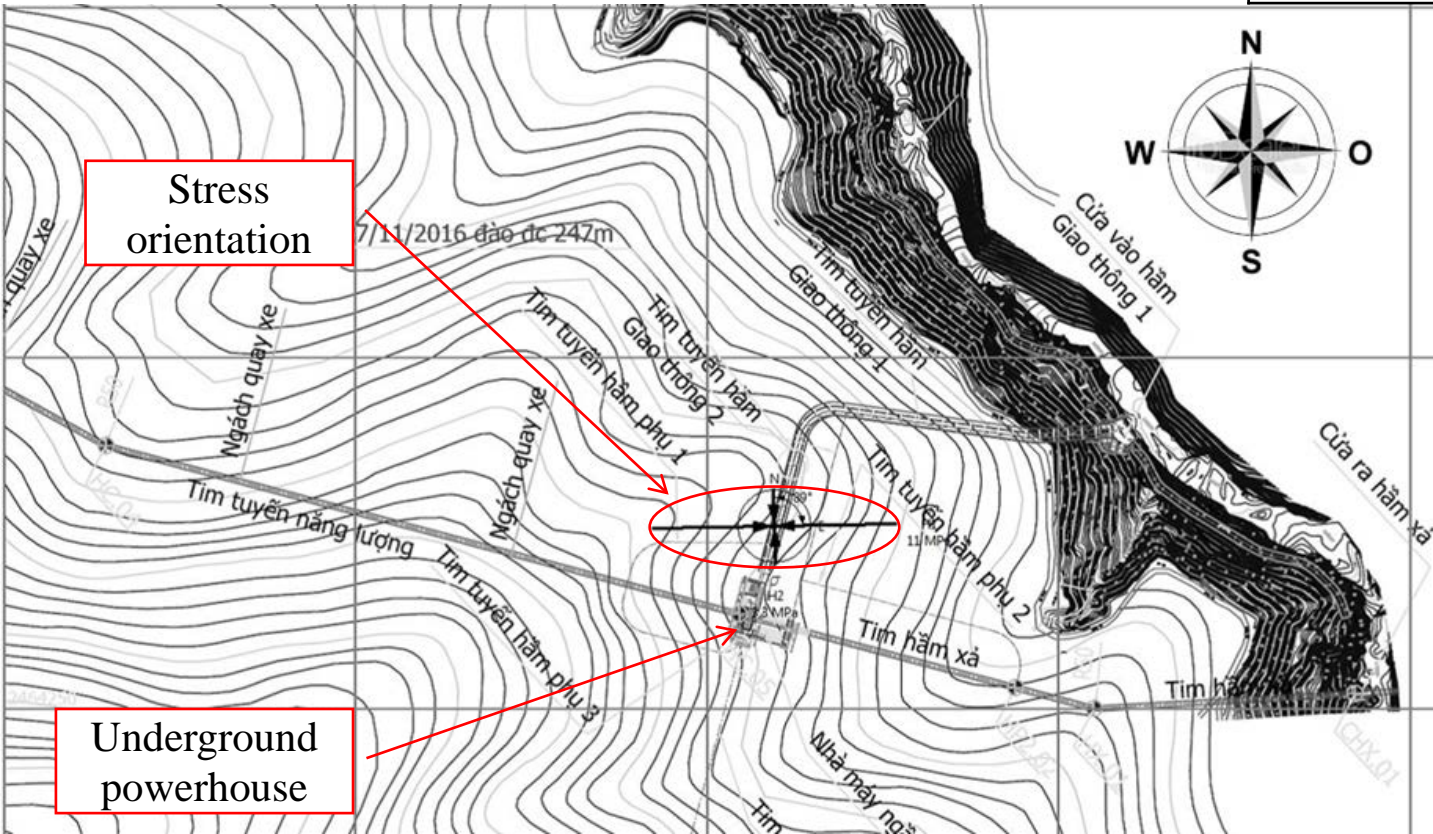
Location	Stress	Value	Trend (deg.)	Plunge (deg.)
K0+275	$\sigma_1$	12.5±1.4	89	14
	$\sigma_2$	5.3±0.7	315	70
	$\sigma_3$	3.6±1.3	14	14



# Su-Pan 1 HPP – Stress measurement

- Sigma 1 and 3 are almost horizontal.

Location	Stress	Value	Trend (deg.)	Plunge (deg.)
K0+275	$\sigma_1$	12.5±1.4	89	14
	$\sigma_2$	5.3±0.7	315	70
	$\sigma_3$	3.6±1.3	14	14



# Su-Pan 1 HPP – Stress measurement

---

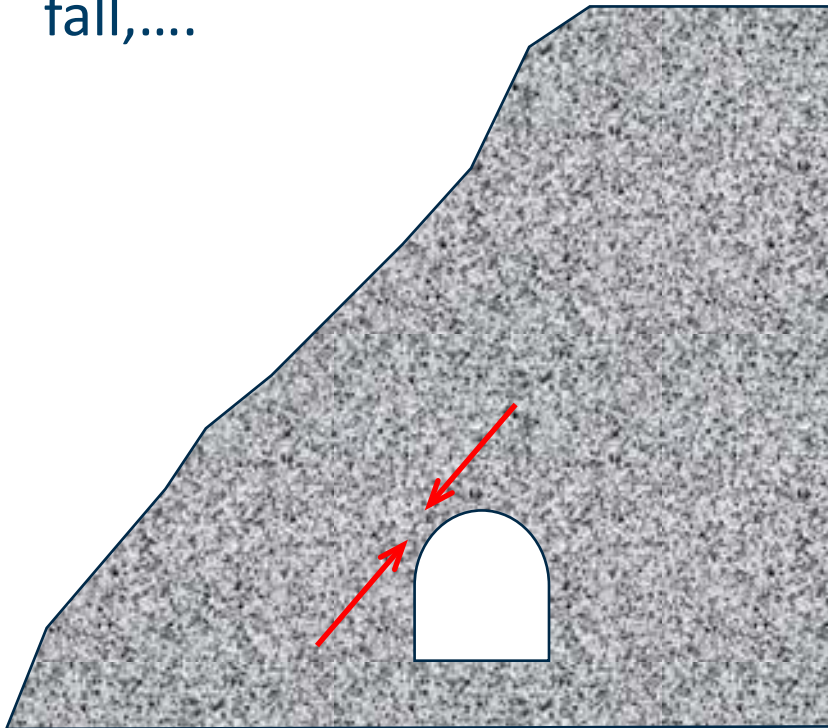
- Measured stress has been used for:
  - Design of powerhouse cavern.
  - Steel lining length and thickness.



# Su-Pan 1 HPP – Rock stress issue

---

- Stress induced in tunnel: spalling with strong sound, rock fall,....





# Su-Pan 1 HPP – Rock stress issue

---

- Stress induced in tunnel.



# Su-Pan 1 HPP – Rock stress issue

---

- Stress induced in tunnel.



# Su-Pan 1 HPP – Rock stress issue

---

- Stress induced in tunnel – rock fall.



# Su-Pan 1 HPP – Rock stress issue

---

- Rock support for the stress induced in tunnel.



# Su-Pan 1 HPP – Concluding remarks

---

- Su-Pan 1 is located in a stepp terrain and natural protected area.
- Few innovative solutions were applied in this project, including:
  1. Underground powerhouse.
  2. Inclined headrace tunnel without vertical shaft and no surge chamber.
  3. Unlined tunnel with minimum steel lining.
  4. Rock stress measurement to provide concrete information for the design of underground powerhouse and steel lining.
  5. Concrete arch dam (not included in this paper).





Technology for a better society